



# Zhitao Group

ZHITAO GROUP

Industrial Power Supplies

## Product Specifications

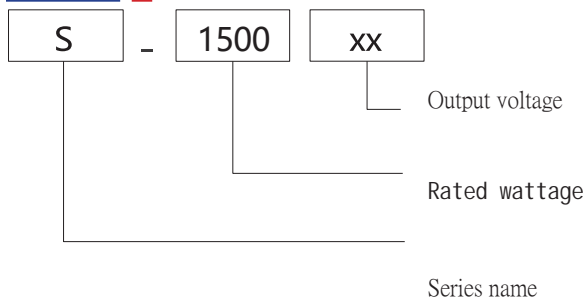
# S-1500

- Product Category: 1500W Single Output Power Supply
- Version number: ztao3.0
- Release date: 1st May 2025

### Product Overview

S-1500-XX SERIES PRODUCTS FOR A 1500W CHASSIS -TYPE INDUSTRIAL POWER SUPPLY, THE OUTPUT VOLTAGE INCLUDING 12V/24V 36V/48V, ETC., CAN BE ADAPTED TO DIFFERENT LOAD APPLICATION REQUIREMENTS TO MEET THE NEEDS OF MOST INDUSTRIAL APPLICATIONS, FAN COOLING, AS WELL AS A FULL RANGE OF PROTECTION, TO ENSURE THAT THIS SERIES OF PRODUCTS OF HIGH RELIABILITY AND HIGH STABILITY.

### Model encoding



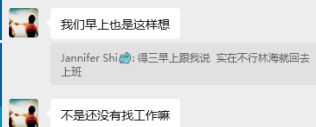
### product characteristics

- AC input range 190~264vac
- Type of protection: short circuit/overload/overvoltage
- fan cooling
- led indicator for Power on
- 100% full load burn-in test
- 3-year warranty



### areas of application

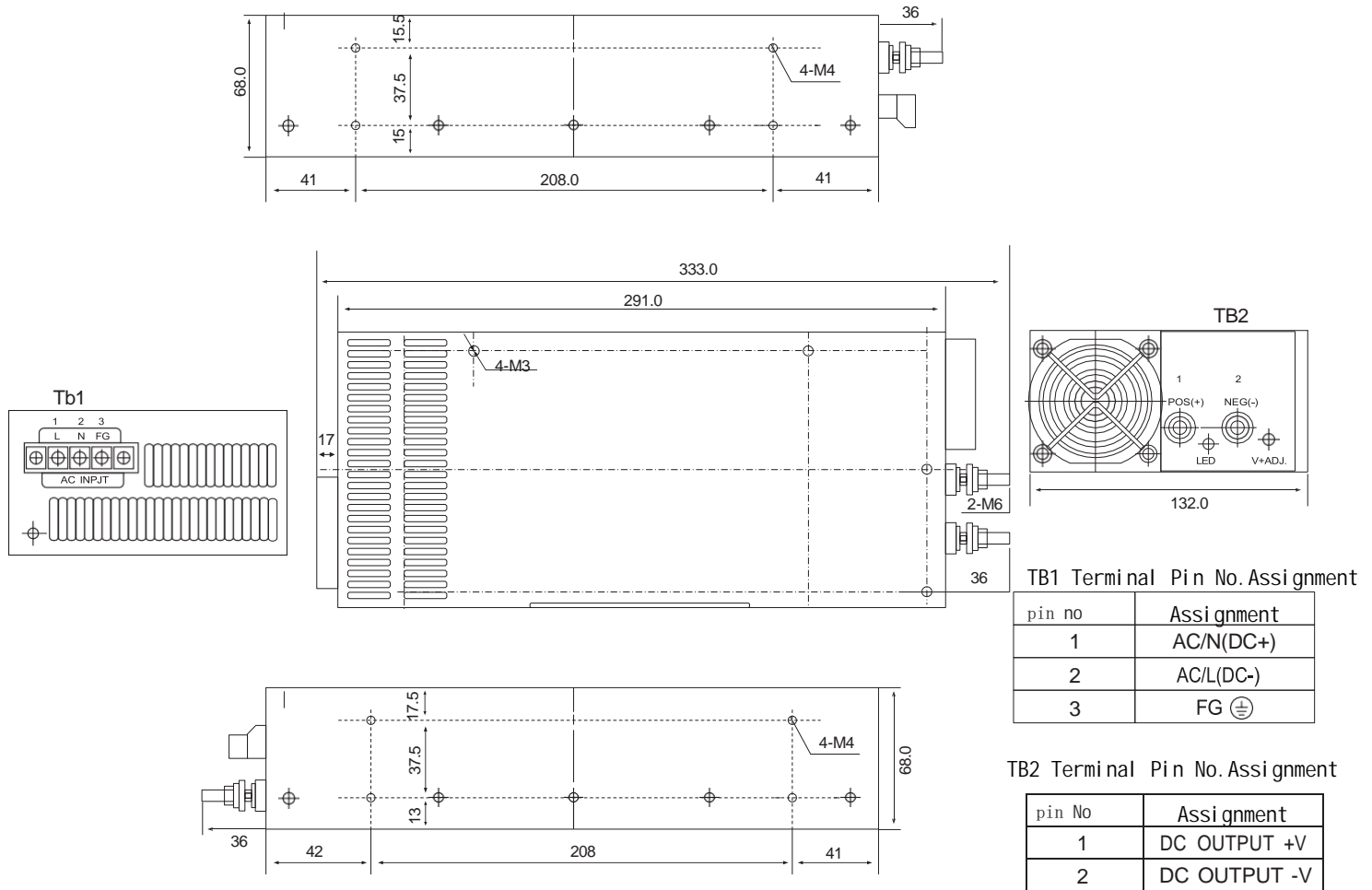
Industrial control, mechanical and electrical, electronic instruments, industrial automation, electronic equipment, semiconductor equipment, etc. (except information technology equipment)



electrical specifications

Model		S-1500-12	S-1500-15	S-1500-24	S-1500-36	S-1500-48
Output	DC output voltage	12V	15V	24V	36V	48V
	Rated current	125A	100A	62.5A	41.7A	31.3A
	Current range	0~125A	0~100A	0~62.5A	0~41.7A	0~31.3A
	Rated power	1500W	100.5W	1500W	1501.2W	1502.4W
	Ripple & Noise (Max)	200mVp-p	200mVp-p	240mVp-p	320mVp-p	320mVp-p
	voltage adjustment range	10.2~13.8V	13.5~16.5V	21.6~26.4V	32.4~39.6V	43.2~52.8V
	voltage accuracy	±1%	±1%	±1%	±1%	±1%
	Linear adjustment rate	±1%	±1%	±1%	±1%	±1%
	Load Adjustment Ratio	±1%	±1%	±1%	±1%	±1%
	start-up & rise time	1200ms,50ms/230VAC (at full load)				
	Holding time	10mS/230VAC ( at full load )				
Input	Input Voltage	190~264VAC 266~370VDC				
	Input frequency	50~60HZ				
	Efficiency	84%	84%	88%	89%	89%
	Input current	12.7A/230VAC				
	Leakage current	< 2mA/240VAC				
Protection	overload protection	105~135% of rated power Protection mode: +vo down to undervoltage point, restart to recover after abnormal conditions are removed				
	Overvoltage protection	13.8~16.2V	18.7~21.7V	28.8~33.6V	41.4~48.6V	55.2~64.8V
	Over temperature	Turn off the output voltage, reboot to restore				
Function	Fan On/Off Control (Typ.)	The fan's spinning straight up				
Environment	Operating temperature	-20°C ~+60°C				
	Operating humidity	20~90%rh No condensation				
	Storage temperature/humidity	-40~+80°C 10~95%rh, no condensation				
Security	Vibration-resistant pressure resistance	10~500HZ, 5G 10 MIN/CYCLE, X, Y, Z 60 MIN EACH Input to output :1.5kvac; Input to ground :1.5kvac; Output to ground :500vac				
	Insulation impedance	Input to Output, Input to Ground, Output to Ground :100 Ohms/500VDC/25°C /70%RH				
Others	Product dimensions	291*132*68mm (L*W*H)		333*132*68mm(including terminal block)		
	Packaging	2.4kg/pcs				
Remarks	<ol style="list-style-type: none"> <li>All parameters are measured at 230vac input, rated load and 25°C when not specified.</li> <li>Ripple and noise voltages were measured on a 20MHz bandwidth oscilloscope with 0.1 μ and 47 μ capacitors at the end of a 12-inch twisted pair cable, measured at 20MHZ bandwidth.</li> <li>Accuracy: Includes setting error, linear adjustment ratio and load adjustment ratio.</li> <li>Linear Adjustment Ratio Measurement Method: Test from low voltage to high voltage at rated load</li> <li>Load Adjustment Ratio Measurement Method: From 0% to 100% of rated load</li> <li>Start-up time is measured at cold start, fast and frequent switching on and off may increase the start-up time.</li> <li>When operating at altitudes higher than 2000 metres (6500ft): the operating environment needs to be reduced by 5°C / 1000 metres</li> </ol>					

Outline and Mounting Dimensions (mm)



TB1 Terminal Pin No. Assignment

pin no	Assignment
1	AC/N(DC+)
2	AC/L(DC-)
3	FG (⊕)

TB2 Terminal Pin No. Assignment

pin No	Assignment
1	DC OUTPUT +V
2	DC OUTPUT -V

Pinout	Function
L	AC LINE
N	AC NETURAL
⊕	EARTH
NEG(-)	DC output -
POS(+)	DC output +

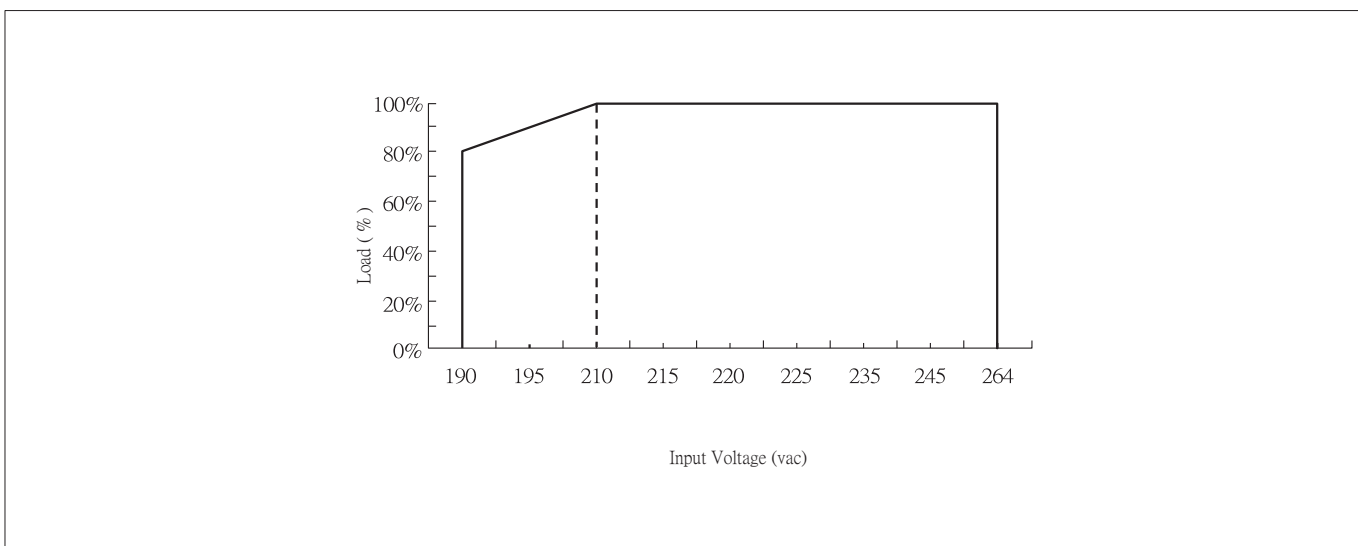
Screw:m4\*10  
Torque:22Kgf.cn( 2..... 2N.m)

Screw:m6\*12  
Torque:22Kgf.cn( 2..... 2N.m)

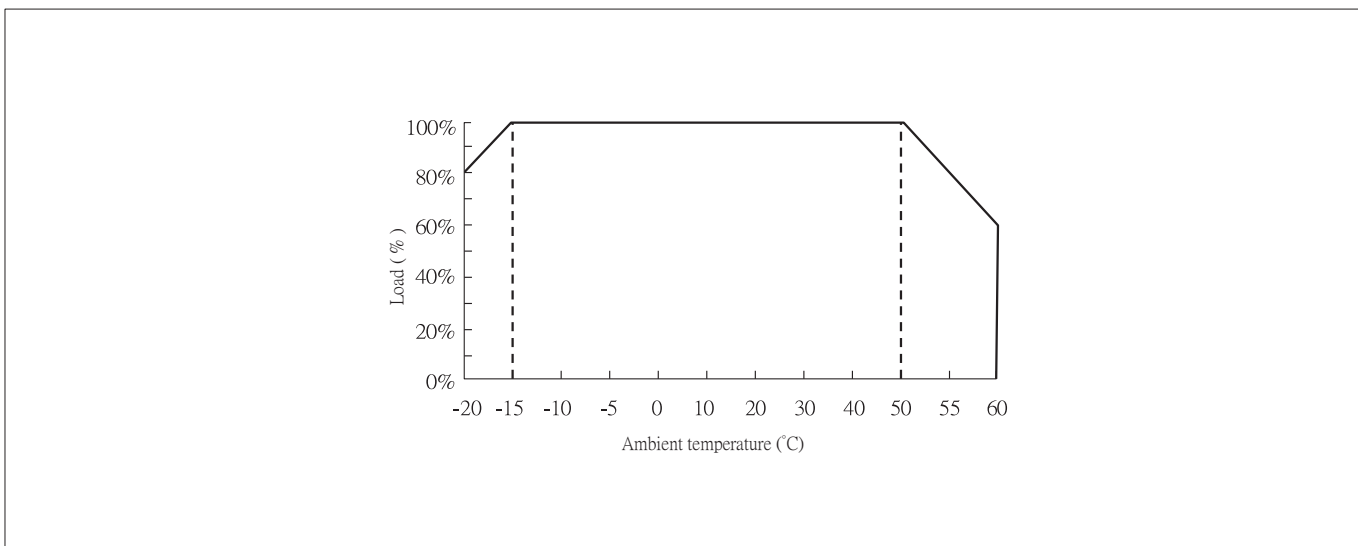
8-m3 Customer system  
mounting holes mounting  
screws:m3  
Installation torque: 8Kgf.cn (0.8N.m)  
screws into the housing is not more than 3mm  
Remarks:  
Unit: mm [inch]; unlabelled tolerances are ±0.5 (±0.020).

### Characteristic Curve

#### Input Voltage vs Output Load



#### Ambient temperature vs. output load



Remarks:

- 1.If you need to know more detailed test data, please contact our technical support to get the application notes of the corresponding products.
- 2.This product is suitable for use in a natural air convection environment, if used in a closed environment, please contact our technical support staff.